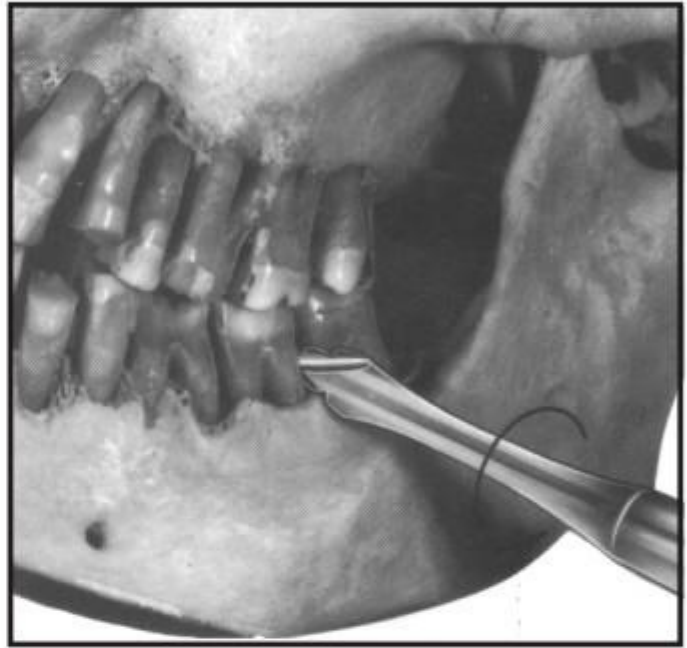


Root Elevators

lower jaw, left side

lower jaw, right side



Root elevator, spiral-shaped, for extremely facilitated extraction of the molars in the lower jaw. The slender, conical points allow deep penetration between tooth and gum. Owing to the hook-shaped working parts, slipping of the elevator is avoided.



1200



1201

Root Elevators



**Bein
1202**
Fig 1



**Bein
1203**
Fig 2



**Bein
1204**
Fig 0



**Bein
1205**
Fig 3



Bein



**Bein
1206**
Fig 4



**Bein
1207**
Fig 5



**Bein
1208**
Fig 6

Root Elevators



Seldin



Seldin
1209
Fig 1L



Seldin
1210
Fig 1R



Seldin
1211
Fig 2



Seldin
1212
Fig 3



Seldin
1213
Fig 4L



Seldin
1214
Fig 4R

Root Elevators



**Cryer
1215
Fig 3**



**Cryer
1216
Fig 4**



**Cryer
1217
Fig 12**



**Cryer
1218
Fig 27**



**Cryer
1219
Fig 28**



**Cryer
1220
Fig 27 S**



**Cryer
1221
Fig 28 S**

Root Elevators



Apical



Apical
1222
Fig 1



Apical
1223
Fig 2



Apical
1224
Fig 3



Apical
1225
Fig 4

Root Elevators



Cryer



Cryer
1226
Fig 1



Cryer
1227
Fig 2



Coupland



Coupland
1228
Fig 1



Coupland
1229
Fig 2



Coupland
1230
Fig 3


Root Elevators



1231
Fig 1



1232
Fig 2



1233
Fig 3



Flohr
1234
Fig 1



Flohr
1235
Fig 2



Flohr
1236
Fig 3

Root Elevators



**Kopp
1237
Fig 1**



**Kopp
1238
Fig 2**



**Kopp
1243
Fig 1**



**Kopp
1244
Fig 2**



Kopp



**Kopp
1239
Fig 3**



**Kopp
1240
Fig 4**



Kopp



**Kopp
1245
Fig 3**



**Kopp
1246
Fig 4**



**Kopp
1241
Fig 5**



**Kopp
1242
Fig 6**

Root Elevators



Hylin



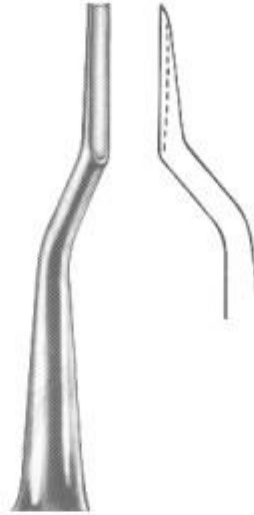
Hylin
1247
Fig 1



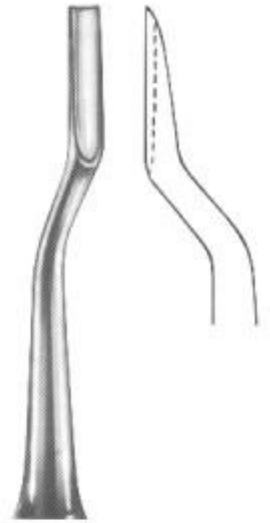
Hylin
1248
Fig 2



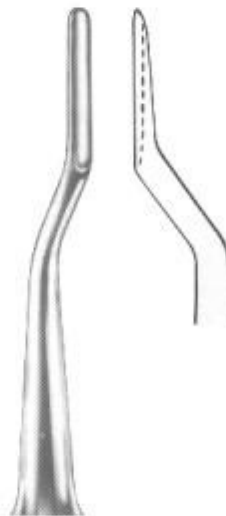
Bein



Bein
1249
Fig 1



Bein
1250
Fig 2



Bein
1251
Fig 3



Bein
1252
Fig 4

Root Elevators



Warwick-James
1253
Fig 1



Warwick-James
1254
Fig 2



Warwick-James
1255
Fig 3



London Hospital
1256
Fig 1



London Hospital
1257
Fig 2




London Hospital
1258
Fig 3



Ott
1259

Root Elevators



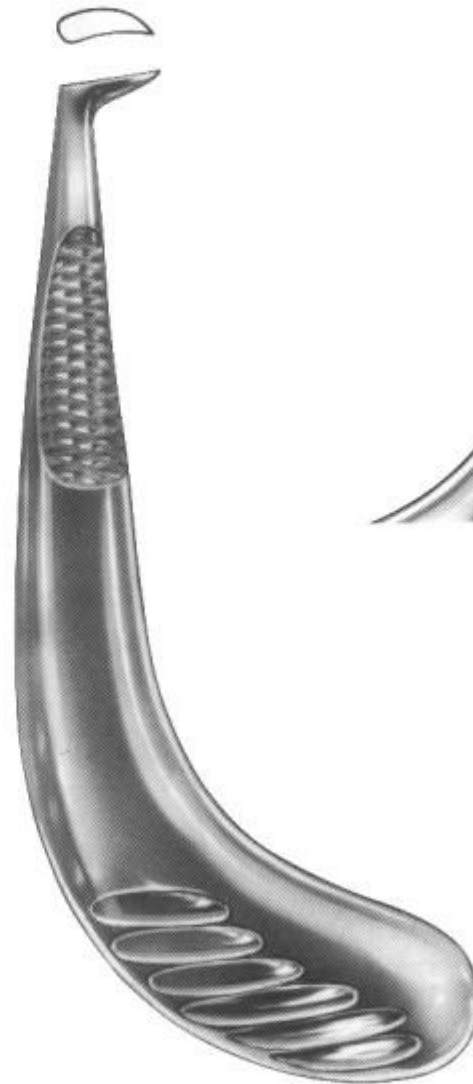
Pott



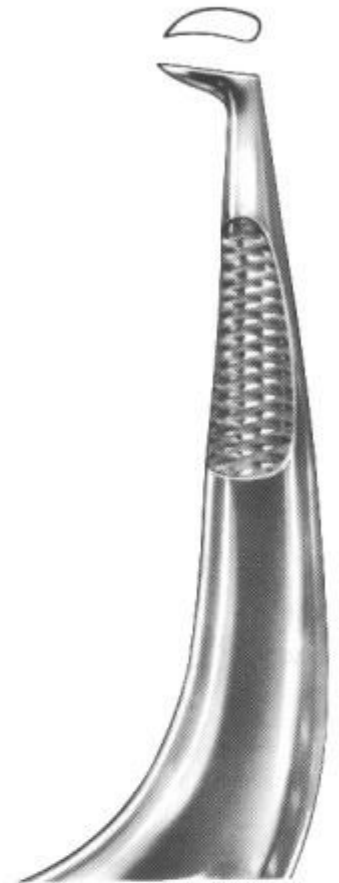
Pott
1260
Fig 1



Pott
1261
Fig 2



1262
Fig 1



1263
Fig 2

Root Elevators



**Mead
1264
MD 1**



**Mead
1265
MD-5 A**



**Mead
1266
MD-6 A**



**Mead
1267
MD-7 A**



**Mead
1268
MD-8**



**Lecluse
1269**

Root Elevators



**Chompret
1270
Fig 1**



**Chompret
1271
Fig 2**



**Chompret
1272
Fig 3**



**Chompret
1273
Fig 4**



**Apical
1274**

Root Elevators, Root Tip Elevators



1275
Fig 1



1276
Fig 2



1277
Fig 3



Heidbrink
1278
Fig 1



Heidbrink
1279
Fig 2



Heidbrink
1280
Fig 3

Root Elevators



Winter
1281
Fig 1L



Winter
1282
Fig 1R



Winter
1283
Fig 2L



Winter
1284
Fig 2R



Winter
1285
Fig 11 L



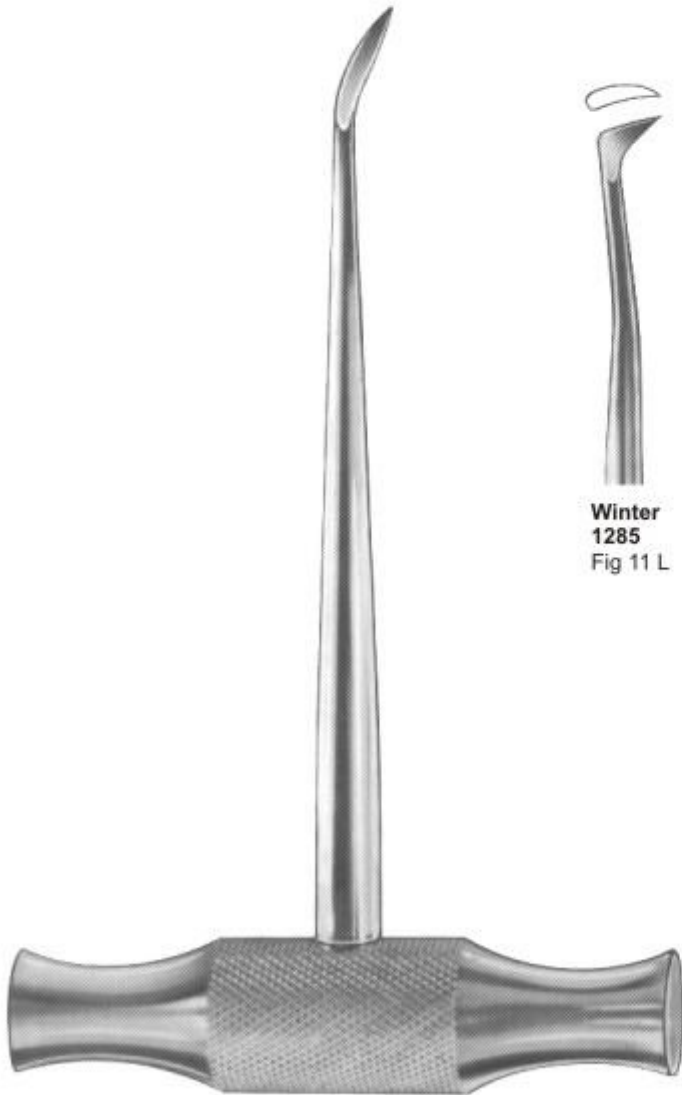
Winter
1286
Fig 11 R



Winter
1287
Fig 12 L



Winter
1288
Fig 12 R



Winter



Winter
1289
Fig 14 L



Winter
1290
Fig 14 R

Root Elevators



Barry
1291
Fig 1



Barry
1292
Fig 2



Barry
1293
Fig 3



Barry
1294
Fig 4



Barry



Barry
1295
Fig 11



Barry
1296
Fig 12



Barry
1297
Fig 17



Barry
1298
Fig 18

Root Elevators



Cryer
1300
Fig 26



Seldin
1301
Fig 27



Cryer
1302
Fig 28



Cryer
1303
Fig 29



Heidbrink
1304
Fig 22



Heidbrink
1305
Fig 23



1299

Root Elevators



**Kopp
1307**
Fig 31



**Kopp
1308**
Fig 32



**Kopp
1309**
Fig 33



**Kopp
1310**
Fig 34



**Kopp
1311**
Fig 35



**Kopp
1312**
Fig 44



1306

Root Elevators



**Heidbrink
1314
Fig 10**



**Winter
1315
Fig 11**



**Winter
1316
Fig 12**



**Barry
1317
Fig 17**



**Barry
1318
Fig 18**



**1319
Fig 20**



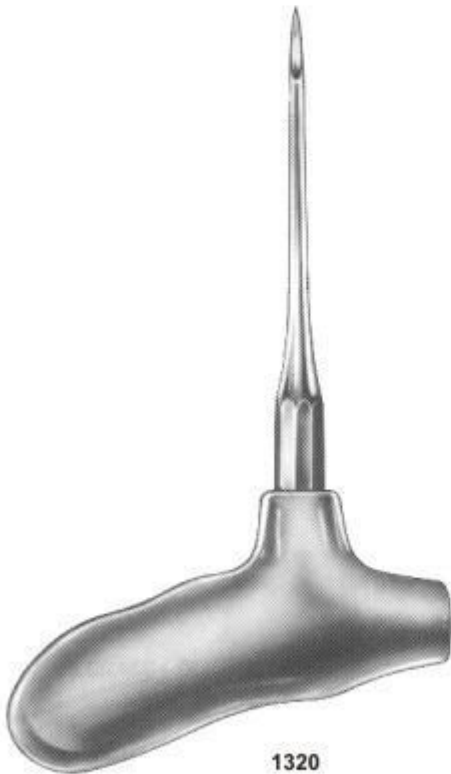
1313

Root Elevators

Root Elevators according to Dr. Sader,
with interchangeable working tips



1321



1320



1322